

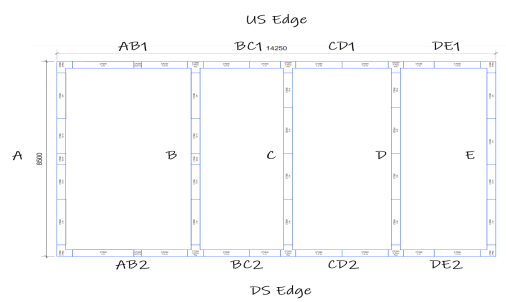
DATA NAME
Uni 1Uni 2

SOCA NAME
Choreography Location

Scroller PSU
Location

	Practical @ 100w	22
Accessory		
	Scroller	3
	Big Ass Scroller	2
Moving Light		
	JBL A12 @ 830w	6
	Martin MAC III Performance @ 1.5kw	6
	Martin MAC TW1 @ 1.233kw	10
	Robe Robin T1 Profile @ 750 w	10
	Prouette PC @ 2.5/2/1.2kw	6
Light		
	ETC Source4 LED2LS CycLight @ 171w	12
	Lustr 2 Source 4 28deg @ 171w	8
	ETC D60 Lustr SELR2S @ 161w	16
	Chauvet COLORdash Accent @ 10w	14
	Color Force 72 @ 720w	9
	ARRI Compact HMI 2500 Theater @ 2.5kw	2
	ETC Source4 19deg @ 575w	7
	ETC Source4 26deg @ 575w	5
	ETC Source4 50deg @ 575w	5
	Vintage Light - Fixture TBC @ 500/750/1000/2000w	8
	PAR MIR-16 Bide-MFL @ 50w	8
	USITT PAR64-MFL @ 1kw	2
Fogger		
	MDG ATMe @ 715w	1
SFX		
	Martin Smoke Machine @ 1.5kw	2
Other		
	Video Projector 1.3 to 1.9:3 @ Various	2
Static Accessory		
	USITT 6in Half Hat	10
	USITT 6in Top Hat	10
	USITT 8in Top Hat	16

- Flown Vintage lights - 301 Range
- 1x Patt 35
 - 3x Patt 743
 - 3x Patt 264
 - 1x Pageant
- On Floor or stands - Vintage lights (Channel No's TBC)
- 1x 5kw (robert juliett)
 - 1x Patt 49
 - 3x Patt 750
 - 2x Acting Area floods
 - 1x Patt 743



Notes:

Truss cabling to be as beautiful as humanity possible:

- Use Grey LX tape on Truss
- Cabling to run on US Chest
- All fixtures with multiple data and power connections to be loomed together with Black LX
- ML Cabling to be tight, Generals and LED's to have enough excess for focussing.

NB: Booms = FOH to be taped with Black LX

Hazer Location is indicative and dependent on venue advice on air flow and coverage

All Boom and FOH S4's to have half hats.

All truss S4's to have top hats

All ML Screens to be turned off

Barndoors on all scroller fixtures.

Barndoors for all Lustr Cyc Adapters.

Flown Vintage lights to be decided at fit up, please rig trusses and run cabling in advance but exact fixtures TBC at fit up

Vintage Cluster arrangement TBC at Fit up - Please note fixtures required as listed.

Revisions:

4a: Proposed Plan (JW)
4b: Changes after initial plan discussion (JW)
5a: De0's and Quads approved (JW)
5c: Projectors and plug up added (JC)

Project: Opera 3

Subject: Truss

Lighting Designer: Jake Withshire

Production Electrician: Joshua Collins

Scale: 1:50

Format: A1

Units: mm

Sheeting No. / File name: 6

Date: 03/05/2021

Rev. Date:

Drawn By: Jake Withshire

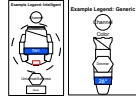
Page:

Logo: BEGINNINGS NEW AND EARLY OPERA

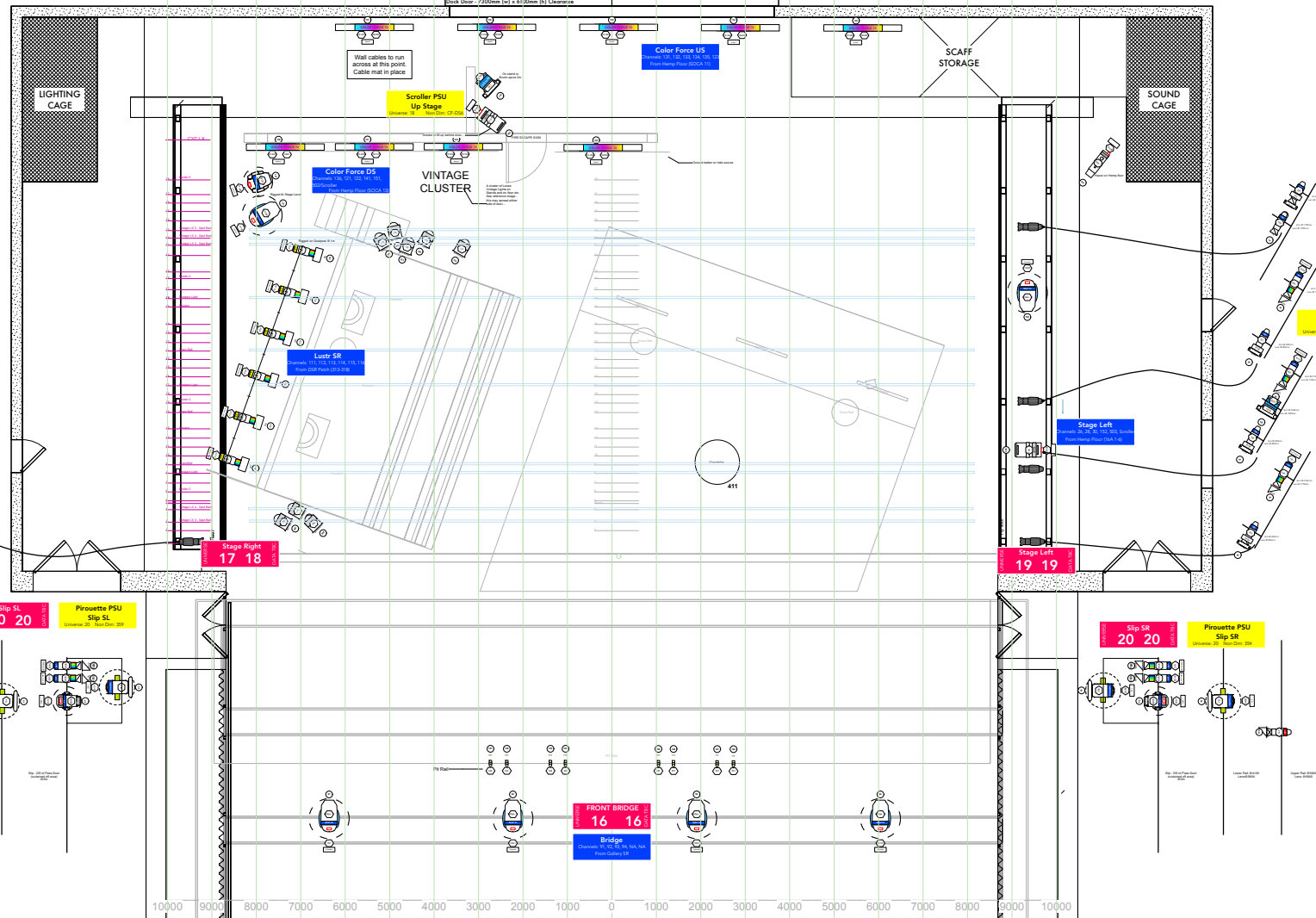
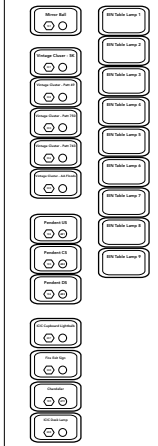
DATA NAME
Uni 1 Uni 2

SOCA NAME
Chorus
From Location

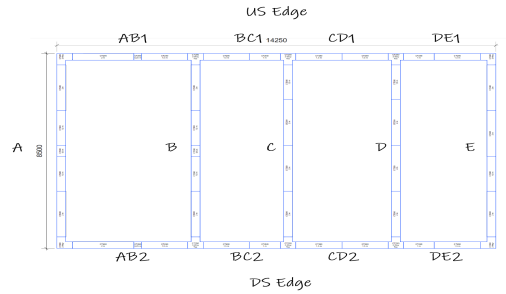
Scroller PSU
Location
Universe
Main Dim.



	Practical @ 100w	22
Accessory		
	Scroller	3
	Big Ass Scroller	2
Moving Light		
	JBL A12 @ 830w	6
	Martin MAC III Performance @ 1.5kw	6
	Martin MAC TW1 @ 1.233kw	10
	Robe Robin T1 Profile @ 750 w	10
	Pirouette PC @ 2.5/2/1.2kw	6
Light		
	ETC Source4 LED2LS Cycflight @ 171w	12
	Lustr 2 Source 4 28deg @ 171w	8
	ETC D60 Lustr SELR25 @ 161w	16
	Chauvet COLORDash Accent @ 10w	14
	Color Force 2 @ 720w	9
	ARRI Compact HMI 2500 Theater @ 2.5kw	2
	ETC Source4 19deg @ 575w	7
	ETC Source4 26deg @ 575w	5
	ETC Source4 50deg @ 575w	5
	Vintage Light - Fixture TBC @ 500/750/1000/2000w	8
	PAR MR-16 Bide-MFL @ 50w	8
	USITT PAR64-MFL @ 1kw	2
Fogger		
	MDG ATMe @ 715w	1
SFX		
	Martin Smoke Machine @ 1.5kw	2
Other		
	Video Projector 1.3 to 1.9-3 @ Various	2
Static Accessory		
	USITT 6in Half Hat	10
	USITT 6in Top Hat	10
	USITT 8in Top Hat	16



- Flown Vintage lights - 301 Range**
- 1x Patt 35
 - 3x Patt 743
 - 3x Patt 264
 - 1x Pageant
- On Floor or stands - Vintage lights (Channel No's TBC)**
- 1x 5kw (robert juliett)
 - 1x Patt 49
 - 3x Patt 750
 - 2x Acting Area floods
 - 1x Patt 743



Notes:

- Truss cabling to be as beautiful as humanly possible:
 - Use Grey LX tape on Truss
 - Cabling to run on US Chord
 - All fixtures with multiple data and power connections to be loomed together with Black LX
 - ML Cabling to be tight, Generals and LED's to have enough excess for focusing.
- NB: Booms = FOH's to be taped with Black LX
- Hazer Location is indicative and dependent on venue advice on air flow and coverage
- All Boom and FOH 54's to have half hats.
- All truss 54's to have top hats.
- All ML Screens to be turned off
- Barndoors on all scroller fixtures.
- Barndoors for all Lustr Cyc Adapters.

Flown Vintage lights to be decided at fit up, please rig heights and run cabling in advance but exact fixtures TBC at fit up.

Vintage Cluster arrangement TBC at Fit up - Please note fixtures required as listed.

Revisions:

- 4a: Proposed Plan (JW)
- 4b: Changes after initial plan discussion (JW)
- 5a: D60's and Quads approved (JW)
- 5c: Projectors and plug up added (JC)

Project: Opera 3

Subject: Ground, Galleries and Bridges

Lighting Designer: Jake Wiltshire

Production Electrician: Joshua Collins

Scale: 1:50

Format: A1

Units: mm

Drawing No. / File Name: 5

Date: 03/05/2021

Rev. Date:

Drawn By: Jake Wiltshire

Page:



Opera 3 Cable Runs

Production Electrician: Joshua Collins

Cable Reference	Cable Type	Purpose	Colour	Run	Aproximate Length to First Point
A Dim	SOCA	Dimmed Power	White Orange	A - AB1 - BC1 - CD1 - DE1 - Hemp (231-236)	23m
A	SOCA	Hard Power	Black Orange	A - AB1 - BC1 - CD1 - DE1 - Hemp (SOCA 1)	23m
B	SOCA	Hard Power	Green Blue	B - BC1 - CD1 - DE1 - Hemp (SOCA 8)	17m
C	SOCA	Hard Power	Green Red	C - CD1 - DE1 - Hemp (SOCA 6)	15m
D	SOCA	Hard Power	Green Yellow	D - DE1 - Hemp (SOCA 3)	10m
E	SOCA	Hard Power	Green Orange	E - Hemp (SOCA 1)	8m
BC1	SOCA	Hard Power	Blue Red	BC1 - CD1 - DE1 - Hemp (SOCA 7)	13m
CD1 DIM	SOCA	Dimmed Power	White Green	CD1 - DE1 - Hemp (225-230)	11m
CD1	SOCA	Hard Power	Black Green	CD1 - DE1 - Hemp (SOCA 4)	11m
DE1	SOCA	Hard Power	Blue Yellow	DE1 - Hemp (SOCA 2)	7m
AB2	SOCA	Hard Power	Blue Orange	AB2 - B - BC1 - CD1 - DE1 - Hemp (SOCA 10/DIM 240)	26m
BC2	SOCA	Hard Power	Red Yellow	BC2 - C - CD1 - DE1 - Hemp (SOCA 5)	22m
E	Data	Universe 10	White Green	Hemp - E - DE2 - CD2 - BC2 - AB2 (PORT 1.1)	5m
D	Data	Universe 11	White Blue	Hemp - DE1 - D (PORT 1.2)	5m
C	Data	Universe 12	White Red	Hemp - CD1 - C (PORT 1.3)	7m
B	Data	Universe 13	White Yellow	Hemp - BC1 - B (PORT 1.4)	12m
A	Data	Universe 14	White Orange	Hemp - AB1 - A (PORT 2.1)	15m
P55	Pirouette	Pirouette Data/Power	Black Blue	A - AB2	8m
P56	Pirouette	Pirouette Data/Power	Black Red	A - AB1	8m

SOCA OUT GUIDE

Port	Type	Purpose	Colour
1	16A	Channel Power	White
2	16A	Channel Power	Green
3	16A	Channel Power	Blue
4	16A	Channel Power	Red
5	16A	Channel Power	Yellow
6	16A	Channel Power	Orange